

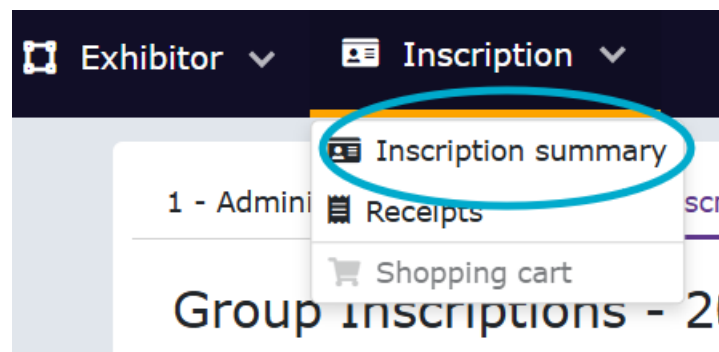
How to register your representatives for the JDIQ26 Exhibition

Please note:

- Badges will be printed on site at the Palais des congrès de Montréal. Self-service kiosks will be available from Friday to Tuesday, from 7:00 a.m. to 5:00 p.m.
- Your booth rental allows you to register as many representatives as needed to ensure the smooth operation of your presence at the JDIQ Exhibition.
- Each registered representative benefits from access to the exhibitor lounge as well as one complimentary drink during the networking hour on Monday and Tuesday from 4:00 p.m. to 5:00 p.m.
- You can add or modify a registration online at any time up to the last day of the conference.

Log in to your exhibitor portal at <https://inscriptions.odq.qc.ca/> using your administrative contact's email address, then request a verification code or enter your password.

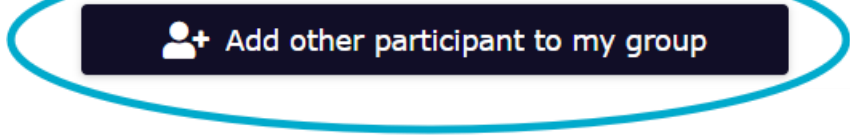
Then go to the "Inscription" menu and click on "Inscription summary."



To add employees:

Click on "Add other participant to my group."

Group Inscriptions - 2026 JDIQ EXPO



Enter the employee's personal email address. The registration confirmation, including the QR code required for badge printing, will be sent to this address.

+ Add a participant to my group

Email *

i Enter the participant's email to add.

Enter the employee's first and last name, then click "Save."

+ Add a participant to my group

Email *

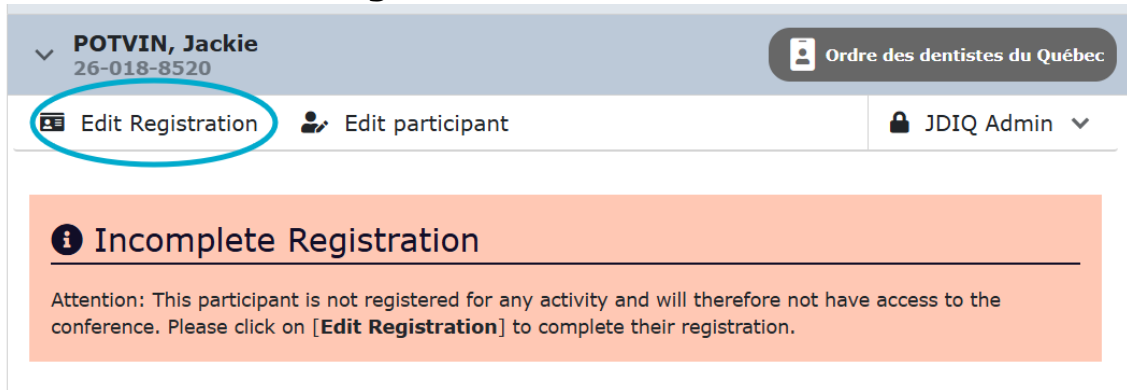
First Name * Last Name *

Category *

Exhibitor Access

Is exhibitor contact ?

Once all your employees are registered, go to each registration and click on "Edit Registration."



▼ POTVIN, Jackie
26-018-8520

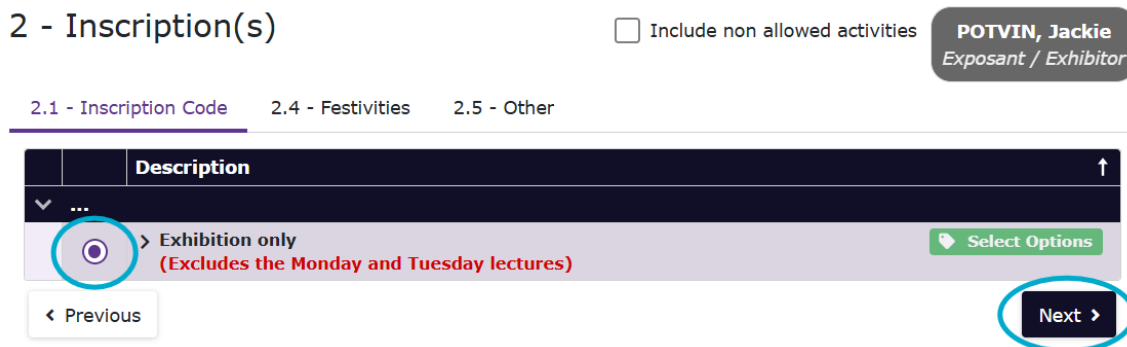
Ordre des dentistes du Québec

Edit Registration Edit participant JDIQ Admin ▼

i Incomplete Registration

Attention: This participant is not registered for any activity and will therefore not have access to the conference. Please click on [Edit Registration] to complete their registration.

Select "Exhibition only," which corresponds to the access included with your booth rental, then click "Next."



2 - Inscription(s) Include non allowed activities POTVIN, Jackie
Exposant / Exhibitor

2.1 - Inscription Code 2.4 - Festivities 2.5 - Other

Description


Exhibition only
(Excludes the Monday and Tuesday lectures)

Select Options

Previous Next

All newly added registrations will display a card icon, indicating that you need to proceed to checkout to confirm them.

Group Inscriptions - 2026 JDIQ EXPO



Add other participant to my group Proceed to checkout

POTVIN, Jacynthe
(Administrative contact)
26-018-8496

Ordre des dentistes du Québec

POTVIN, Jackie **1**

Ordre des dentistes du Québec

Once everything is confirmed, registration confirmations will be sent to the email address provided for each new registration.

All new additions will appear at the bottom of the report.

Modifications list

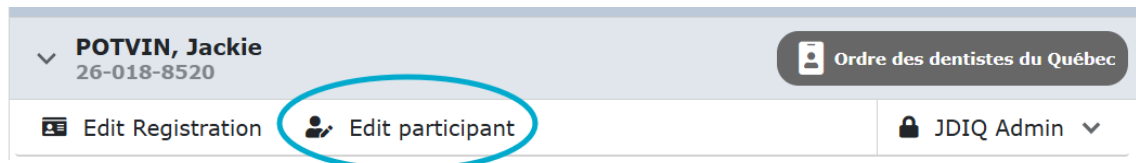
We confirm modifications to following registrations:

Name / Details	Category	Total (Tx. In.)
Jackie POTVIN (26-018-8520)	Représentant expo	\$0.00

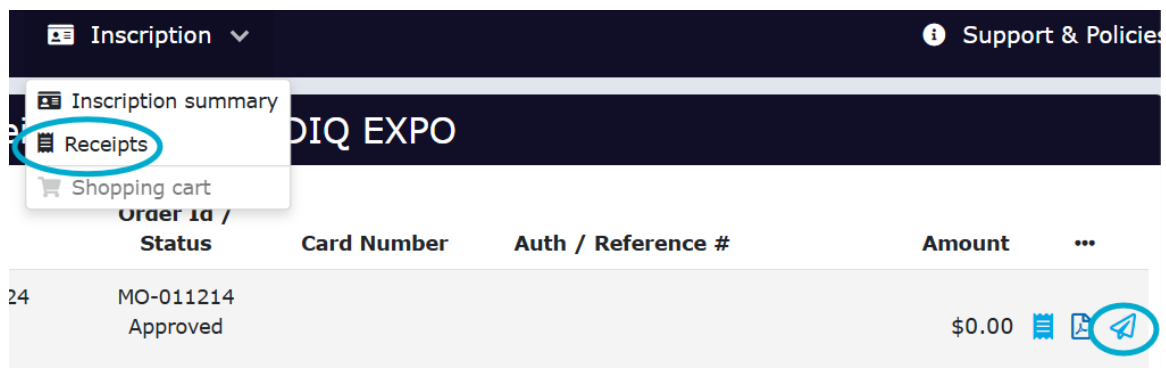
✔ Exhibition only

Were you an exhibitor in 2025? All representatives who attended are already listed in your “Inscription summary.”

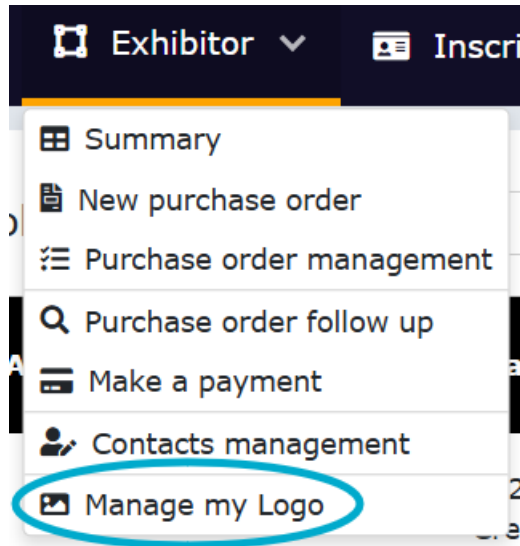
Is an employee no longer with your company? You can update their registration by clicking “Edit participant” and entering the new information.



To resend a confirmation, go to “Receipts” and click the paper plane icon.



If you haven't already done so, don't forget to add your logo to your exhibitor profile, which is visible on our interactive exhibition floor plan.



Contact us if:

- **You would like to remove or cancel a registration, or unregister a representative**
- **You would like to modify your company name as it appears on badges**

We look forward to welcoming you on June 1 and 2 at the Palais des congrès de Montréal!